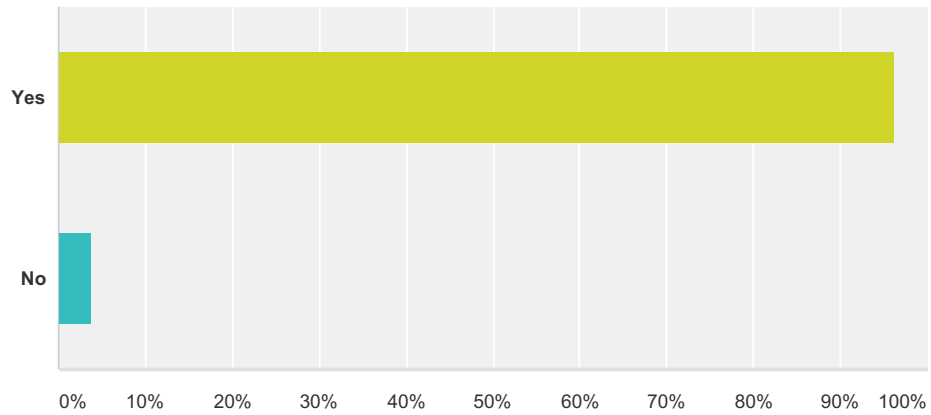


Q1 Do you live in Ankeny?

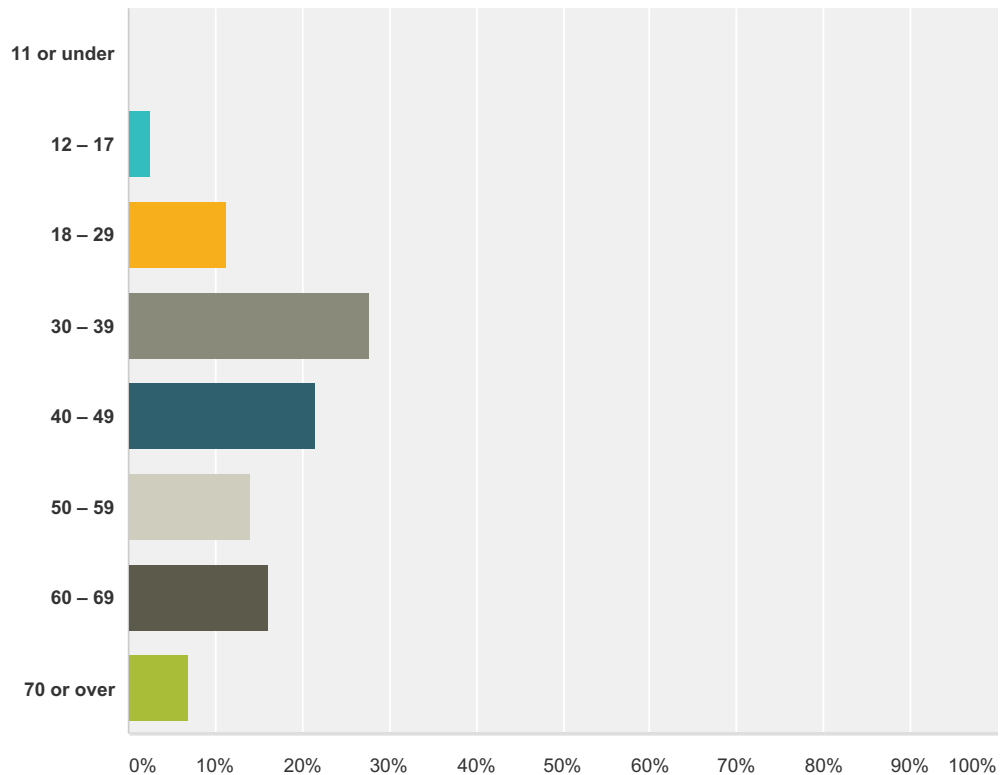
Answered: 775 Skipped: 1,313



Answer Choices	Responses
Yes	96.26% 746
No	3.74% 29
Total	775

Q2 What is your age group?

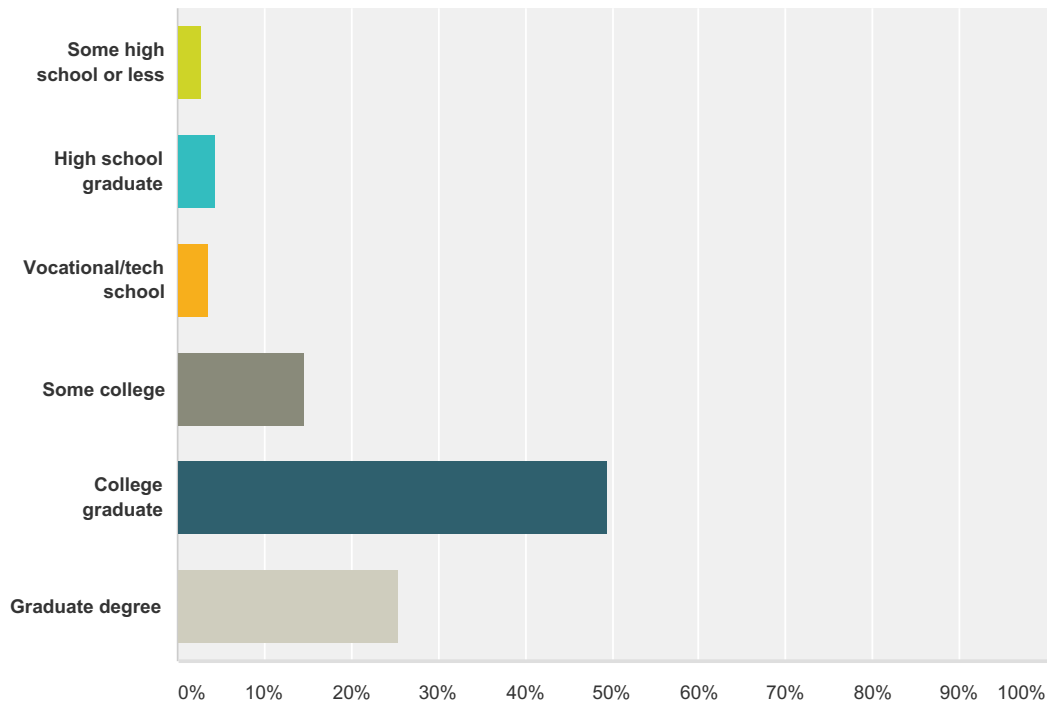
Answered: 1,950 Skipped: 138



Answer Choices	Responses
11 or under	0.10% 2
12 – 17	2.41% 47
18 – 29	11.23% 219
30 – 39	27.69% 540
40 – 49	21.54% 420
50 – 59	14.00% 273
60 – 69	16.05% 313
70 or over	6.97% 136
Total	1,950

Q3 What is your education level?

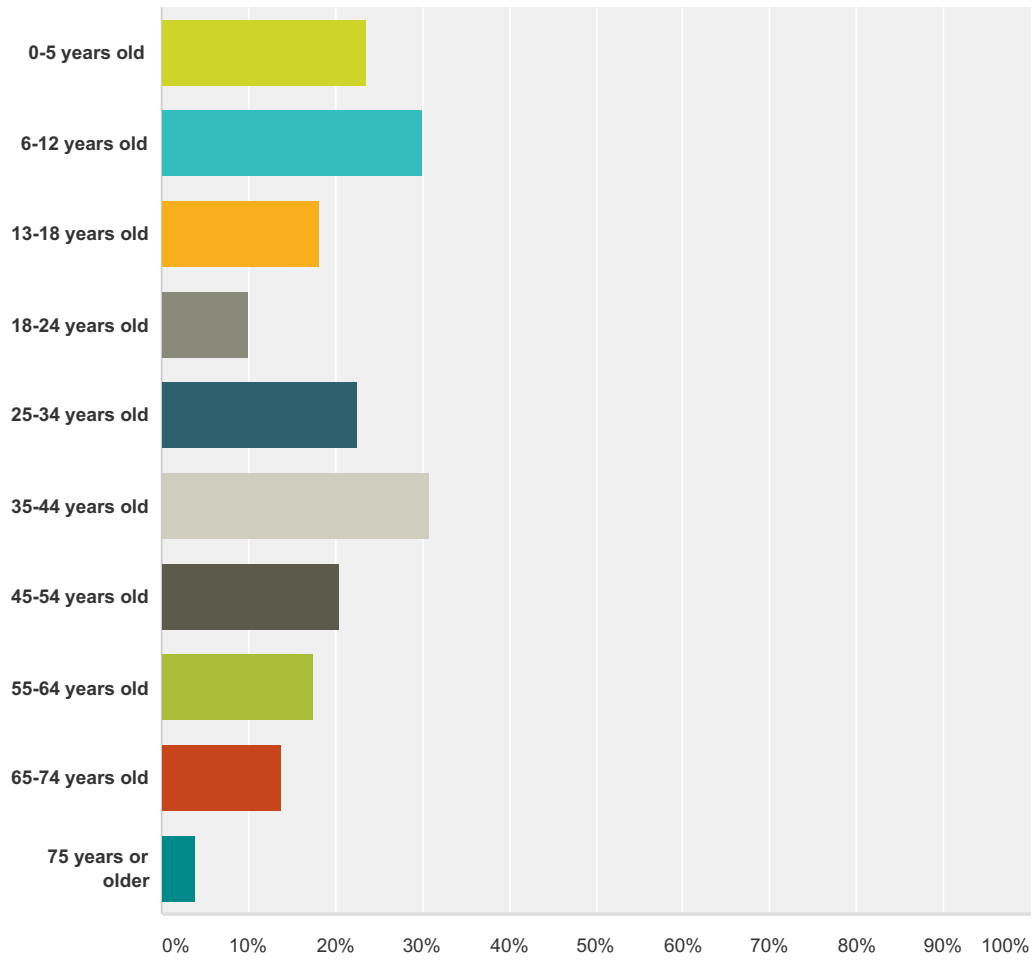
Answered: 1,950 Skipped: 138



Answer Choices	Responses
Some high school or less	2.77% 54
High school graduate	4.41% 86
Vocational/tech school	3.49% 68
Some college	14.56% 284
College graduate	49.38% 963
Graduate degree	25.38% 495
Total	1,950

Q4 What are the ages of library users in your household? (Check all that apply)

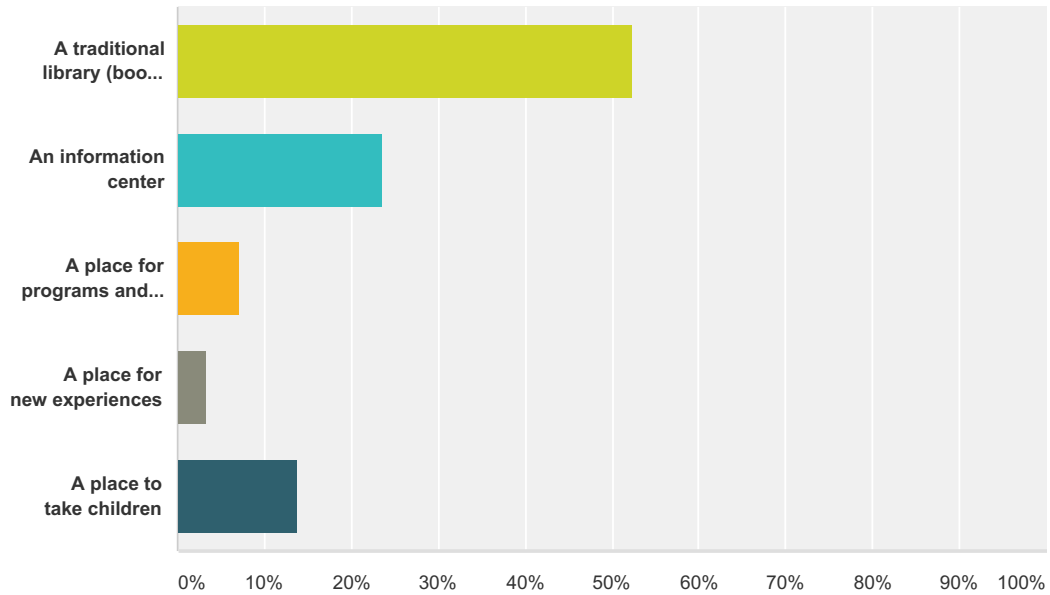
Answered: 1,950 Skipped: 138



Answer Choices	Responses
0-5 years old	23.59% 460
6-12 years old	30.15% 588
13-18 years old	18.21% 355
18-24 years old	10.05% 196
25-34 years old	22.56% 440
35-44 years old	30.82% 601
45-54 years old	20.41% 398
55-64 years old	17.44% 340
65-74 years old	13.69% 267
75 years or older	3.90% 76
Total Respondents: 1,950	

Q5 What best fits your perception of the Library?

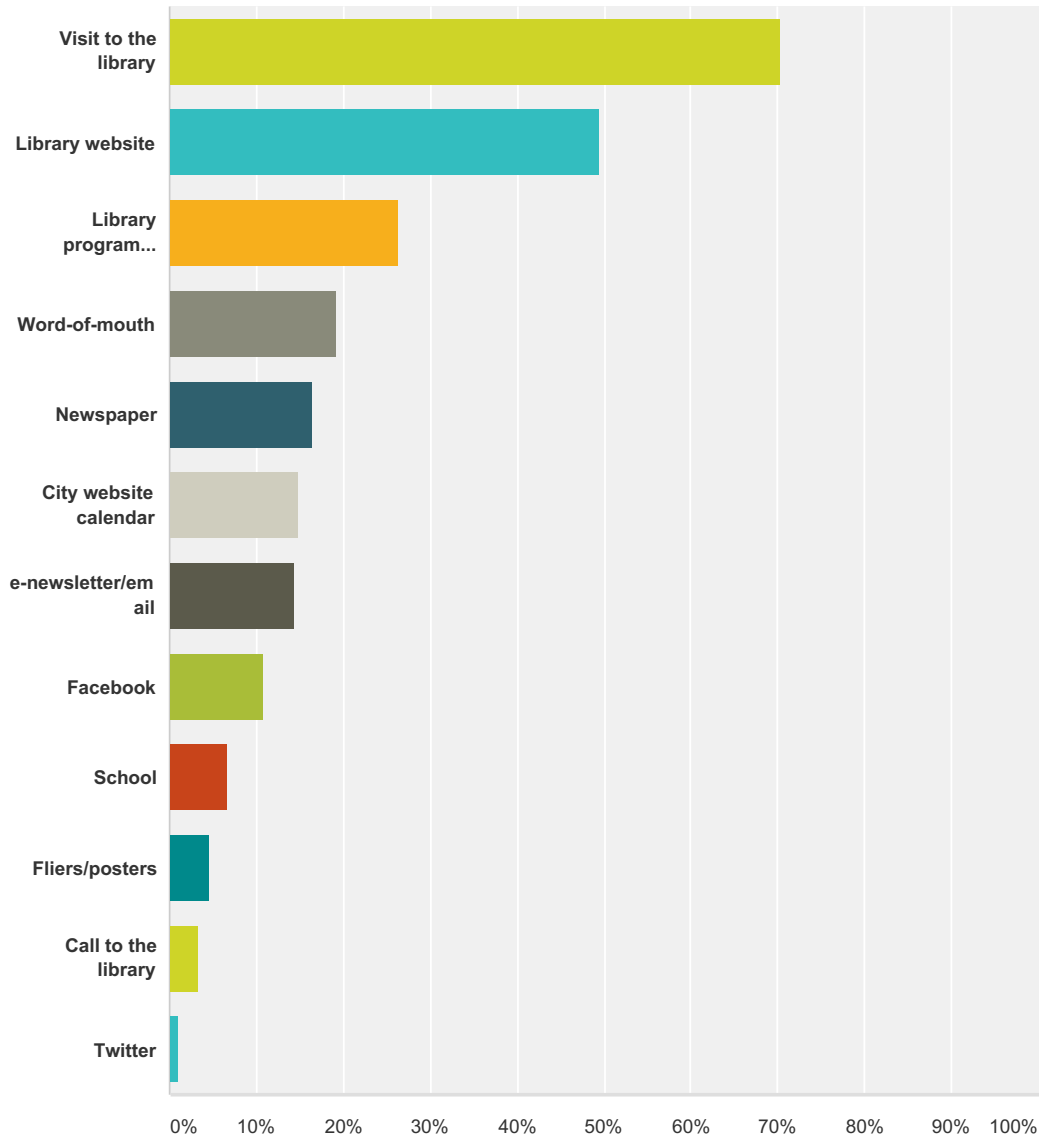
Answered: 1,950 Skipped: 138



Answer Choices	Responses
A traditional library (books and quiet study)	52.31% 1,020
An information center	23.54% 459
A place for programs and events	7.18% 140
A place for new experiences	3.28% 64
A place to take children	13.69% 267
Total	1,950

Q6 How do you learn about the Library and its activities? (Check all that apply)

Answered: 1,932 Skipped: 156

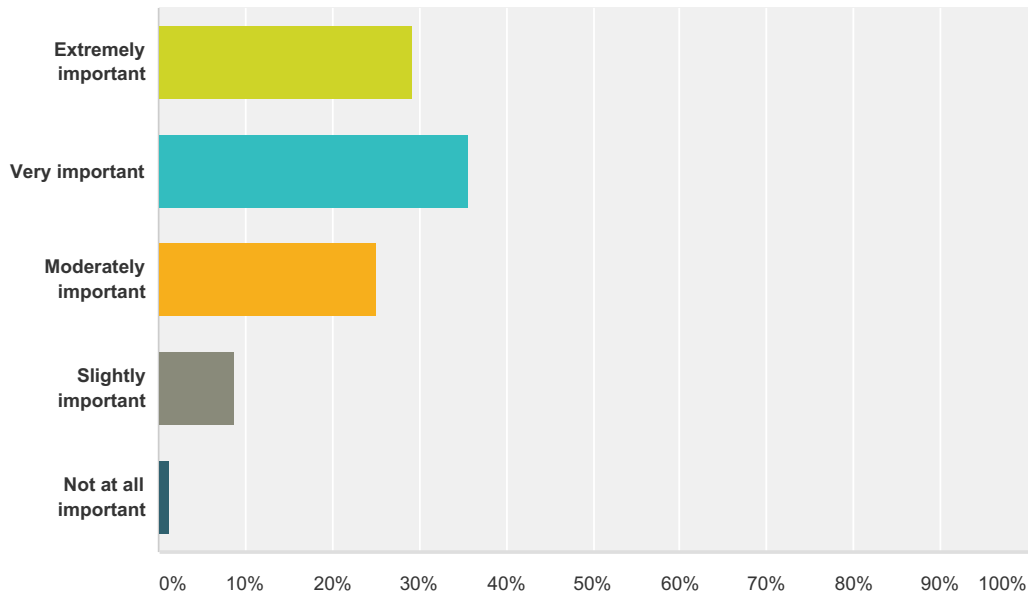


Answer Choices	Responses	Count
Visit to the library	70.34%	1,359
Library website	49.48%	956
Library program calendars	26.29%	508
Word-of-mouth	19.25%	372
Newspaper	16.41%	317
City website calendar	14.91%	288
e-newsletter/email	14.49%	280
Facebook	10.82%	209
School	6.68%	129
Fliers/posters	4.55%	88
Call to the library	3.36%	65

Twitter	1.14%	22
Total Respondents: 1,932		

Q7 How important is the Library to your household?

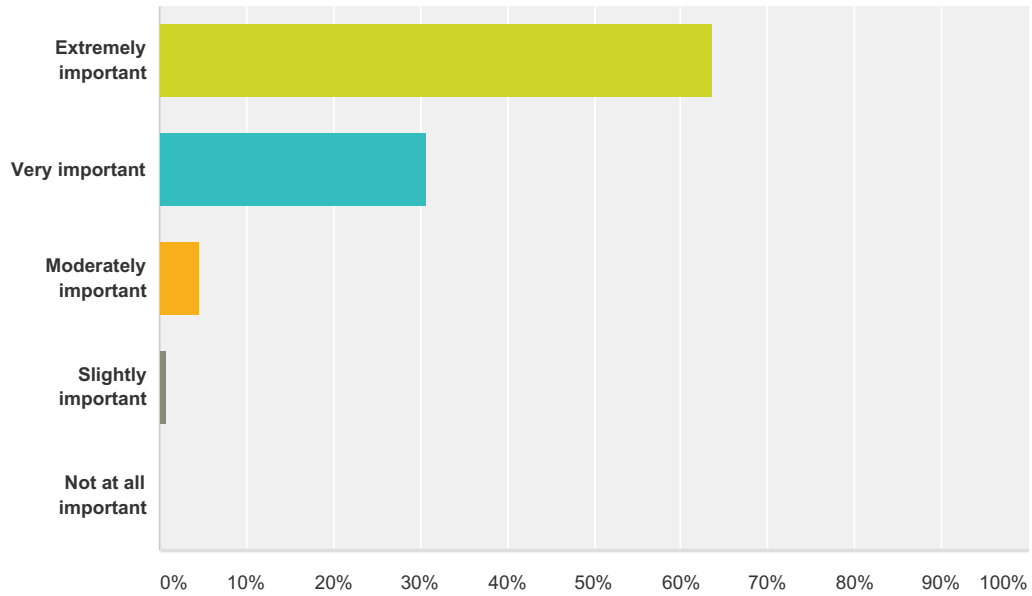
Answered: 1,950 Skipped: 138



Answer Choices	Responses	Count
Extremely important	29.13%	568
Very important	35.64%	695
Moderately important	25.03%	488
Slightly important	8.87%	173
Not at all important	1.33%	26
Total		1,950

Q8 How important is the Library to the community?

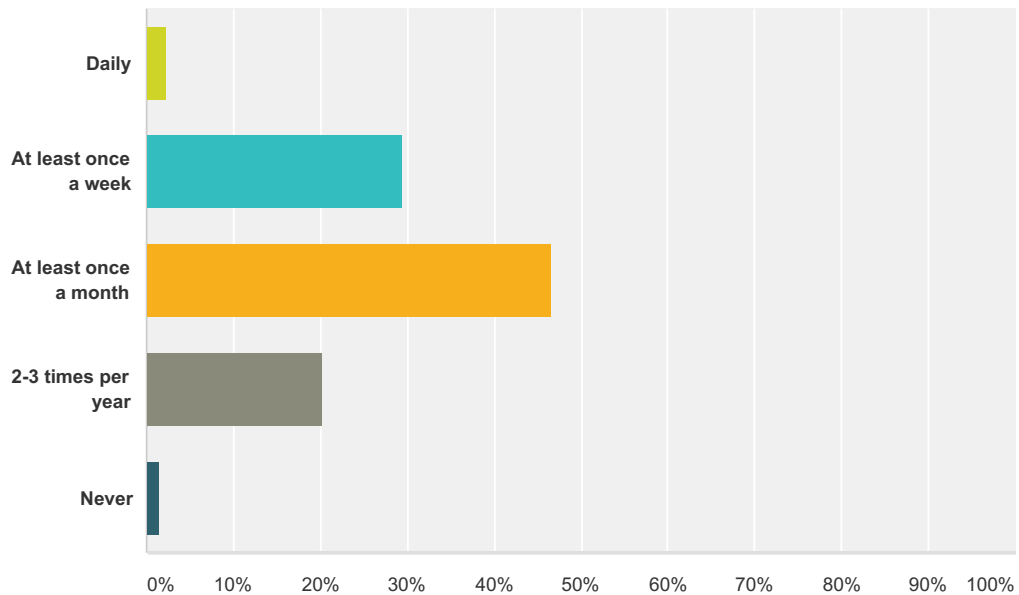
Answered: 1,950 Skipped: 138



Answer Choices	Responses
Extremely important	63.69% 1,242
Very important	30.67% 598
Moderately important	4.67% 91
Slightly important	0.87% 17
Not at all important	0.10% 2
Total	1,950

Q9 How often do you use the Kirkendall Public Library?

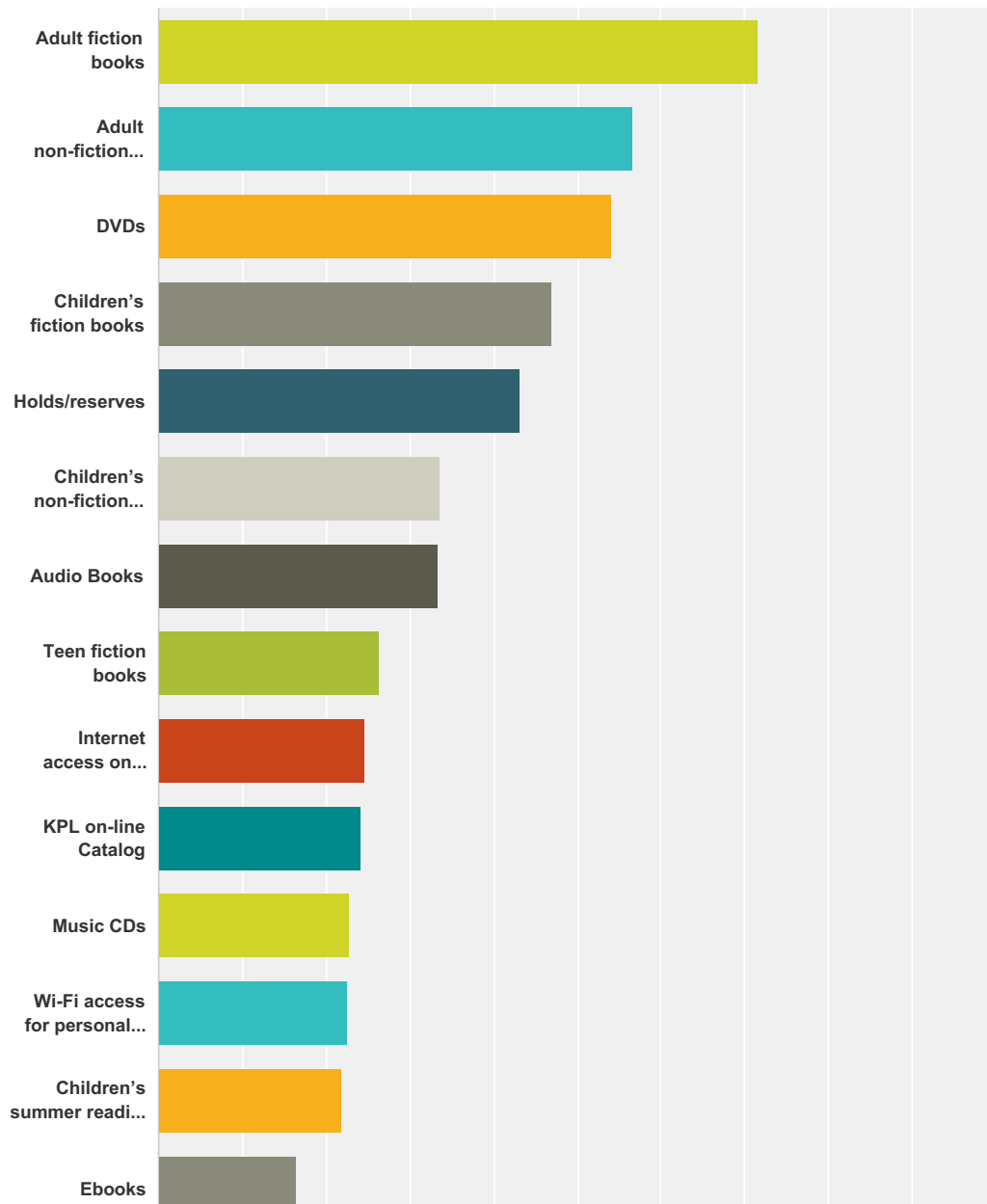
Answered: 1,950 Skipped: 138

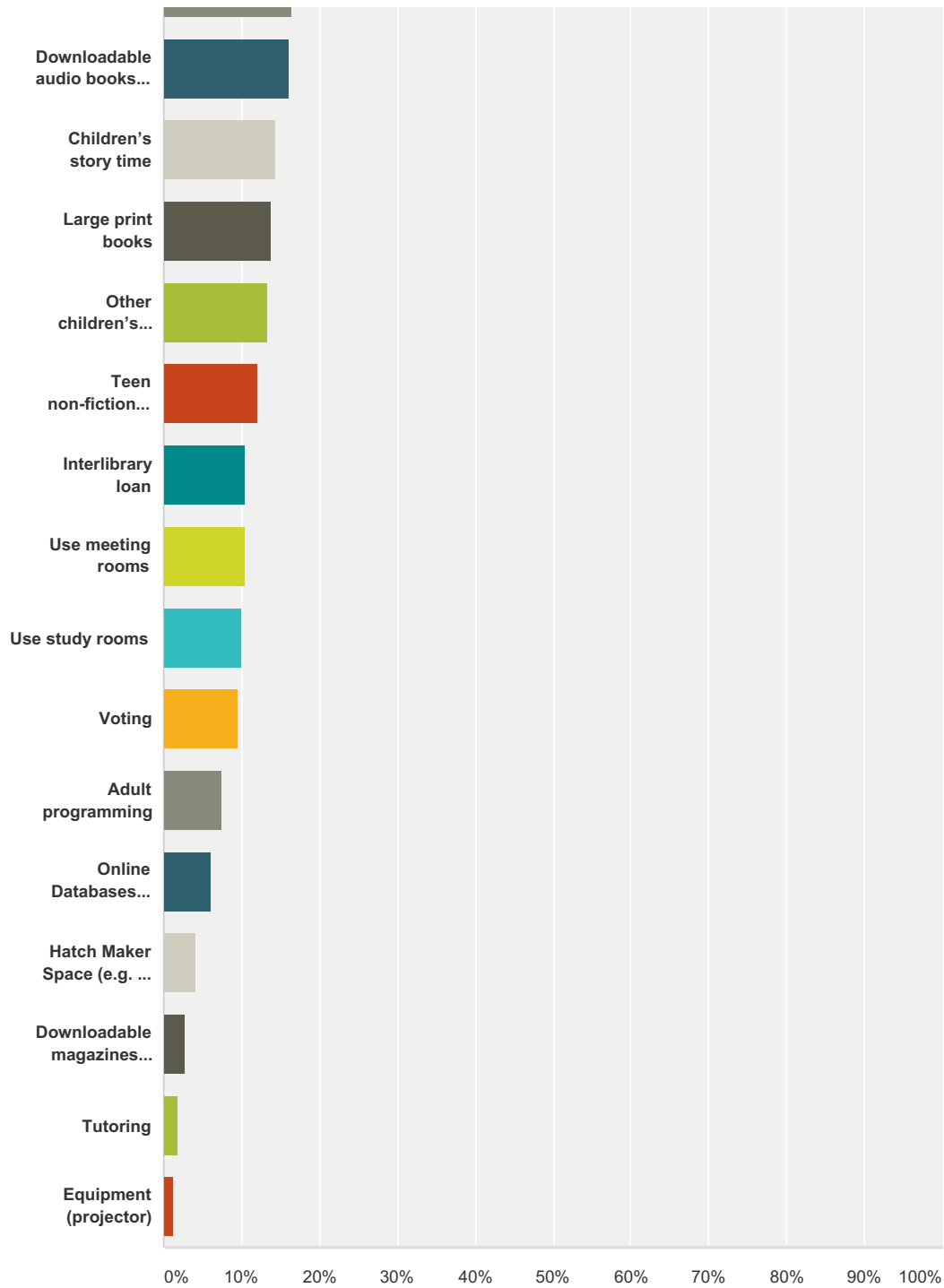


Answer Choices	Responses	
Daily	2.31%	45
At least once a week	29.54%	576
At least once a month	46.51%	907
2-3 times per year	20.15%	393
Never	1.49%	29
Total		1,950

Q10 What library materials/services/resources have you used in the past year? (Check all that apply)

Answered: 1,934 Skipped: 154



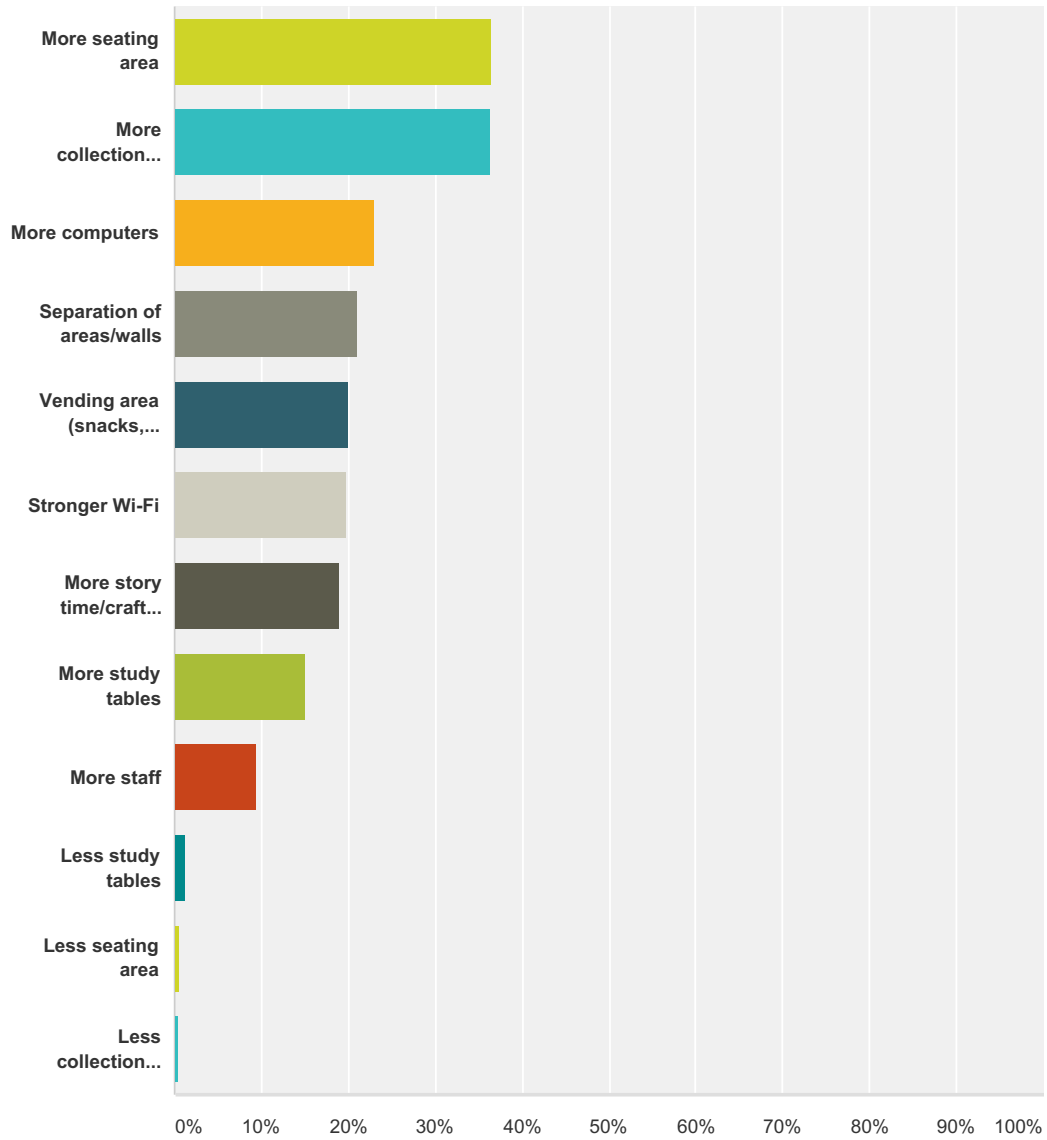


Answer Choices	Responses
Adult fiction books	71.56% 1,384
Adult non-fiction books	56.51% 1,093
DVDs	53.98% 1,044
Children's fiction books	46.90% 907
Holds/reserves	43.28% 837
Children's non-fiction books	33.66% 651

Audio Books	33.40%	646
Teen fiction books	26.27%	508
Internet access on Library computers	24.66%	477
KPL on-line Catalog	24.20%	468
Music CDs	22.70%	439
Wi-Fi access for personal computers/devices	22.54%	436
Children's summer reading program	21.87%	423
Ebooks	16.44%	318
Downloadable audio books (eBooks, Overdrive, Bridges)	15.98%	309
Children's story time	14.32%	277
Large print books	13.75%	266
Other children's programming	13.29%	257
Teen non-fiction books	12.15%	235
Interlibrary loan	10.50%	203
Use meeting rooms	10.44%	202
Use study rooms	9.98%	193
Voting	9.57%	185
Adult programming	7.45%	144
Online Databases (EBSCO, Chiltons, Ancestry, Reference USA, etc.)	6.15%	119
Hatch Maker Space (e.g. 3D printer, digitization equipment, sewing, etc.)	4.19%	81
Downloadable magazines (Zinio, MagNet)	2.74%	53
Tutoring	1.91%	37
Equipment (projector)	1.19%	23
Total Respondents: 1,934		

**Q11 Excluding size, what physical changes to the current facility would you like to see?
(Check all that apply)**

Answered: 1,589 Skipped: 499

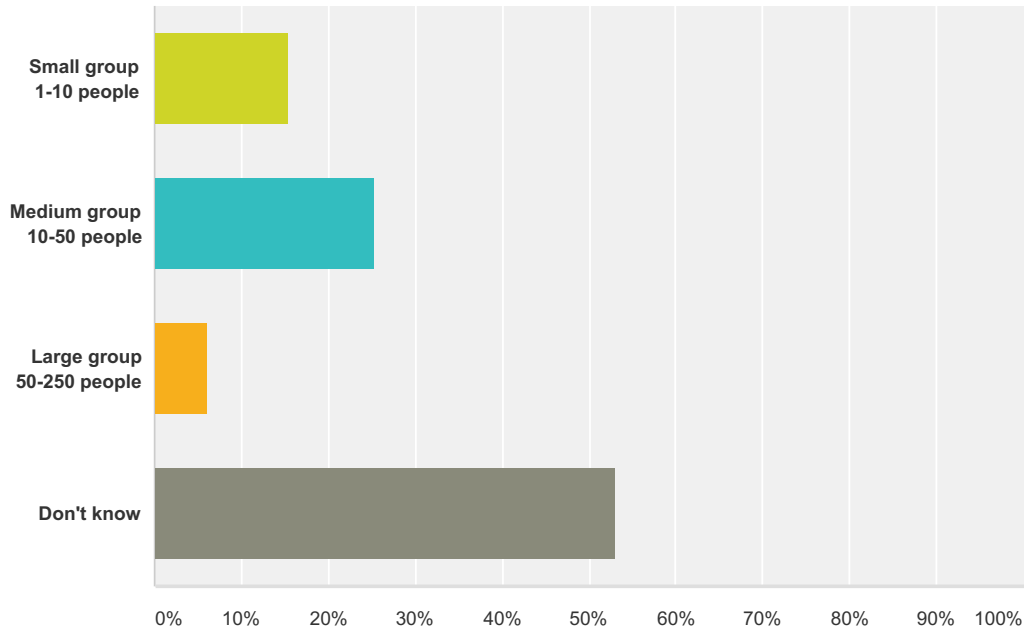


Answer Choices	Responses
More seating area	36.63% 582
More collection space	36.38% 578
More computers	22.97% 365
Separation of areas/walls	21.02% 334
Vending area (snacks, drinks)	20.14% 320
Stronger Wi-Fi	19.76% 314
More story time/craft space	19.07% 303
More study tables	15.04% 239
More staff	9.44% 150
Less study tables	1.32% 21
Less seating area	0.63% 10

Less collection space	0.31%	5
Total Respondents: 1,589		

Q12 What kind of meeting space does the Library need?

Answered: 1,888 Skipped: 200



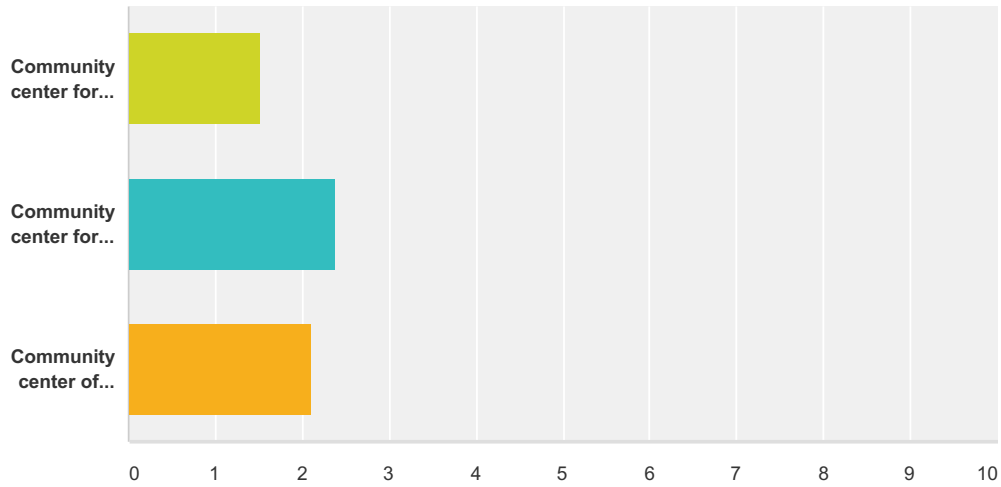
Answer Choices	Responses	Count
Small group 1-10 people	15.47%	292
Medium group 10-50 people	25.32%	478
Large group 50-250 people	6.09%	115
Don't know	53.13%	1,003
Total		1,888

Q13 What programs would you like to see offered at the Library?

Answered: 1,072 Skipped: 1,016

Q14 Rank the following in importance of emphasis.

Answered: 1,950 Skipped: 138



	1	2	3	Total	Score
Community center for connections: a place to foster relationship building and a hub of community activities.	11.74% 229	28.21% 550	60.05% 1,171	1,950	1.52
Community center for learning experiences and entertainment: a place of learning and entertainment that supports and promotes personal and collective growth.	55.74% 1,087	26.56% 518	17.69% 345	1,950	2.38
Community center of interactions: a place that supports interactions fostering learning and development.	32.51% 634	45.23% 882	22.26% 434	1,950	2.10

Q15 What's the one thing the Library needs?

Answered: 1,950 Skipped: 138

Q16 Thank you for taking the time to help us evaluate the Kirkendall Public Library. Please provide your name, email address, and/or phone number to be entered in a drawing for an Ankeny goodie bag.

Answered: 1,142 Skipped: 946